

English for Beginners

Autorin:
Maria Posch

Inhaltsverzeichnis

Die Übungen in diesem Medienband sind in 5 Themenbereiche gegliedert:

Kartennummer	01 – 28	AT SCHOOL	Seite 3 – 16
Kartennummer	29 – 73	AT HOME	Seite 17 – 39
Kartennummer	74 – 101	AT THE SUPERMARKET	Seite 40 – 53
Kartennummer	102 – 119	ANIMALS AT THE ZOO	Seite 54 – 61
Kartennummer	120 – 136	ANIMALS ON THE FARM	Seite 62 – 70
		LÖSUNGEN	Seite 71 – 115

Jeder Themenbereich wird in 3 Übungsmethoden, die unabhängig voneinander eingesetzt werden können, erarbeitet:

Vokabtraining und Sprechanlässe mit Situationsbildern (3-fache)

- in Farbe mit Vokabel in D und E,
- in Farbe ohne Wörter,
- unbemalt in A4 Foarmat als Download.

Vertiefende Übungen in den einzelnen Themenereichen:

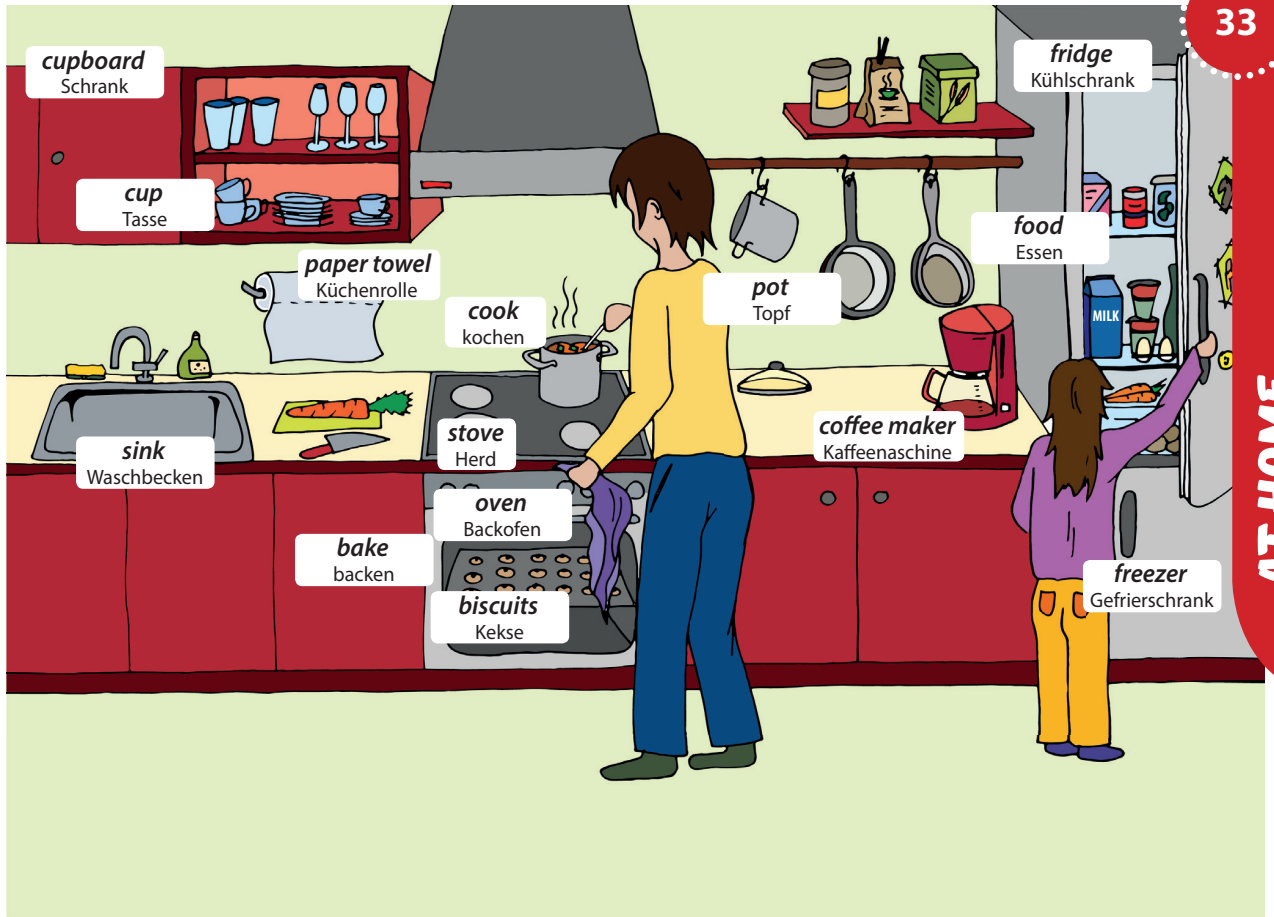
- True / false Übungen
- Bilder beschriften
- Wörter finden
- Kreuzworträtsel
- Schlangewörter
- Sätze bilden
- Bilder/ Wörter zuordnen

Listenings / Hörübungen zu den verschiedenen Themenbereichen:

Zu jedem Themenbereich gibt es Hörbeispiele mit denen die SchülerInnen

- gehörte Wörter Bildern zuordnen
- Wörter er(hören) sollen
- gehörte Wörter niederschreiben

Kitchen | Küche



33

AT HOME



Kitchen | Küche



34

AT HOME

Look at the pictures on cards 30, 32, 34 and 36. Put a tick (✓) or a cross (x) next to the sentence.

Betrachte die Bilder auf den Karten 30, 32, 34 und 36. Mache einen Haken (✓) oder ein Kreuz (x) neben dem Satz.

43

1	There are eight people in the picture on card 32.	
2	There are three children in the picture on card 30.	
3	There are three animals in the picture on card 32.	
4	There is food in the fridge.	
5	There are twelve biscuits in the oven.	
6	There are ten cups in the cupboard.	
7	There is a pot on the stove.	
8	There are three cups in the cupboard.	
9	There is a pot on the table.	
10	Grandpa is <u>next to</u> ¹ grandma in the picture on card 30.	
11	The freezer is on <u>top of</u> ² the fridge.	
12	There is an oven and a stove.	
13	There are four white plates on the table.	
14	There is cutlery on the table.	
15	There is milk in the fridge.	

¹ neben, ² oberhalb

AT HOME



Look at the pictures on cards 38, 40, and 42. Put a tick (✓) or a cross (x) next to the sentence.

Betrachte die Bilder auf den Karten 38, 40 und 42. Mache einen Haken (✓) oder ein Kreuz (x) neben dem Satz.

44

1	There are three <u>people</u> ¹ in the living room.	
2	There are six toys in my room.	
3	There is a rug in the living room.	
4	There is a coffee table with books.	
5	A woman is <u>reading</u> ² a newspaper.	
6	There is a light switch on the wall in my room.	
7	There are two chairs in my room.	
8	There is a sponge in the bathtub.	
9	There are flowers at the window.	
10	There are three drawers in the chest of drawers in my room.	
11	A woman is <u>sitting</u> ³ in the armchair.	
12	There is a bed with two pillows.	
13	The closet is not open.	
14	There are three blue towels in the bathroom.	
15	There is soap in the bathtub.	

¹ Menschen ² lesen ³ sitzen

AT HOME

Look at the pictures on cards 103, 105 and 107. Put a tick (✓) or a cross (x) next to the sentence.

Betrachte die Bilder auf den Karten 103, 105 und 107. Mache einen Haken (✓) oder ein Kreuz (x) neben dem Satz.

108

ANIMALS AT THE ZOO

1	There is one crocodile in the water.	
2	There is a big elephant and a baby elephant.	
3	There are two cubs, a lion and a lioness.	
4	There are two polar bears.	
5	There are two monkeys in a tree.	
6	There is one hippopotamus.	
7	There are two gazellas <u>behind</u> ¹ a bush.	
8	There is a zoo keeper with children.	
9	There are three ostriches.	
10	There is one gorilla.	
11	There is a giraffe <u>next to</u> ² the ostrich.	
12	There are two zebras.	
13	There is one rhinoceros.	
14	A guide <u>talks to</u> ³ children.	
15	There is a tiger <u>behind</u> ¹ a tree.	

1 hinter, 2 neben, 3 spricht













Label the pictures.

Beschrifte die Bilder.

109

ANIMALS AT THE ZOO


				
				

Listening Comprehension: Circle the pictures and write the words.

Hörübung: Kreise die Bilder ein und schreibe die Wörter.

136

ANIMALS AT THE FARM





Audio CD
Nr. 15



Look at the pictures on cards 30, 32, 34 and 36. Put a tick (✓) or a cross (x) next to the sentence.

Betrachte die Bilder auf den Karten 30, 32, 34 und 36. Mache einen Haken (✓) oder ein Kreuz (x) neben dem Satz.

43

SOLUTION
Lösung

1	There are eight people in the picture on card 32.	x
2	There are three children in the picture on card 30.	✓
3	There are three animals in the picture on card 32.	x
4	There is food in the fridge.	✓
5	There are twelve biscuits in the oven.	x
6	There are ten cups in the cupboard.	x
7	There is a pot on the stove.	✓
8	There are three cups in the cupboard.	✓
9	There is a pot on the table.	x
10	Grandpa is <u>next to</u> ¹ grandma in the picture on card 30.	✓
11	The freezer is on <u>top of</u> ² the fridge.	x
12	There is an oven and a stove.	✓
13	There are four white plates on the table.	✓
14	There is cutlery on the table.	✓
15	There is milk in the fridge.	✓

¹ neben, ² oberhalb

AT HOME



Look at the pictures on cards 38, 40, and 42. Put a tick (✓) or a cross (x) next to the sentence.

Betrachte die Bilder auf den Karten 38, 40 und 42. Mache einen Haken (✓) oder ein Kreuz (x) neben dem Satz.

44

SOLUTION
Lösung


1	There are three <u>people</u> ¹ in the living room.	x
2	There are six toys in my room.	x
3	There is a rug in the living room.	✓
4	There is a coffee table with books.	✓
5	A woman is <u>reading</u> ² a newspaper.	x
6	There is a light switch on the wall in my room.	✓
7	There are two chairs in my room.	x
8	There is a sponge in the bathtub.	✓
9	There are flowers at the window.	x
10	There are three drawers in the chest of drawers in my room.	x
11	A woman is <u>sitting</u> ³ in the armchair.	x
12	There is a bed with two pillows.	✓
13	The closet is not open.	x
14	There are three blue towels in the bathroom.	x
15	There is soap in the bathtub.	✓

¹ Menschen ² lesen ³ sitzen

AT HOME

Listening Comprehension: Circle the pictures and write the words.

Hörübung: Kreise die Bilder ein und schreibe die Wörter.



1. *plums*
2. *apple*
3. *strawberry*
4. *peach*
5. *orange*
6. *pineapple*
7. *banana*

101
SOLUTION
Lösung

AT THE SUPERMARKET



Look at the pictures on cards 103, 105 and 107. Put a tick (✓) or a cross (x) next to the sentence.

Betrachte die Bilder auf den Karten 103, 105 und 107. Mache einen Haken (✓) oder ein Kreuz (x) neben dem Satz.

1	There is one crocodile in the water.	x
2	There is a big elephant and a baby elephant.	✓
3	There are two cubs, a lion and a lioness.	x
4	There are two polar bears.	x
5	There are two monkeys in a tree.	✓
6	There is one hippopotamus.	✓
7	There are two gazellas <u>behind</u> ¹ a bush.	x
8	There is a zoo keeper with children.	x
9	There are three ostriches.	x
10	There is one gorilla.	✓
11	There is a giraffe <u>next to</u> ² the ostrich.	✓
12	There are two zebras.	x
13	There is one rhinoceros.	✓
14	A guide <u>talks to</u> ³ children.	✓
15	There is a tiger <u>behind</u> ¹ a tree.	x

1 hinter, 2 neben, 3 spricht

108
SOLUTION
Lösung

ANIMALS AT THE ZOO